



District Report Card: 2017


State: Bihar	District: Patna
Class: 3	Subject: Language
Schools: 58	Students: 1212


Participation/Coverage


Students

<div>GENDER</div> <div></div>	Boys				Girls			
	Number		%		Number		%	
	565		46.62		647		53.38	

<div>AREA</div> <div></div>	Rural				Urban			
	Number		%		Number		%	
	997		82.26		215		17.74	

<div>CATEGORY</div> <div></div>	SC		ST		OBC		GEN	
	Number	%	Number	%	Number	%	Number	%
	320	26.40	0	0.00	820	67.66	72	5.94

<div>CWSN</div> <div></div>	LD	VI	HI	S&LD	ID	Oth
	3	0	1	2	1	16

<div>Management</div> <div></div>	Government			Government-aided		
	Number		%	Number		%
	1185		97.77	27		2.23

Average Performance of Students in Language (%)

Overall	Gender		Area		Management		Social Group			
	Male	Female	Rural	Urban	Govt.	Aided	SC	ST	OBC	GEN
70.61	70.42	70.78	69.68	74.95	70.80	62.22	68.71	0.00	70.75	77.50

Performance on Learning Outcomes (LOs)

Learning Outcomes	Description	Average Performance(%)
L304	Reads small texts with comprehension i.e., identifies main ideas, details, sequence and draws conclusions	71.30
L312	Reads printed scripts on the classroom walls: poems, posters, charts etc.	69.22

Range of Performance of Students who Answered Correctly							
Below 30%		30% - 50%		50% - 75%		Above 75%	
Number	%	Number	%	Number	%	Number	%
70	5.78	149	12.29	414	34.16	579	47.77

Lowest Performing Learning Outcomes (LOs)

1 - Reads printed scripts on the classroom walls: poems, posters, charts etc. (69.22)

2 - Reads small texts with comprehension i.e., identifies main ideas, details, sequence and draws conclusions (71.30)